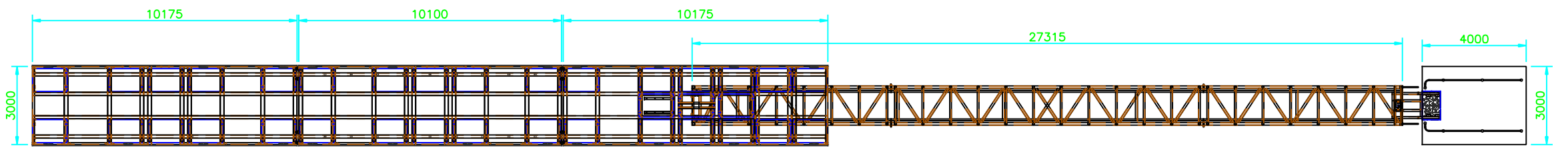


REV.	DATE	DESCRIPTION	BY	CHK'D	DATE
A1	30.07.15	FIRST ISSUE	K.W.	D.Y.	30.07.15
A2	05.08.15	EXTRA 10m PONTOON ADDED	K.W.	D.Y.	05.08.15
A3	16.03.16	SCALE BAR ADDED	K.W.	K.R.	16.03.16



▲ A

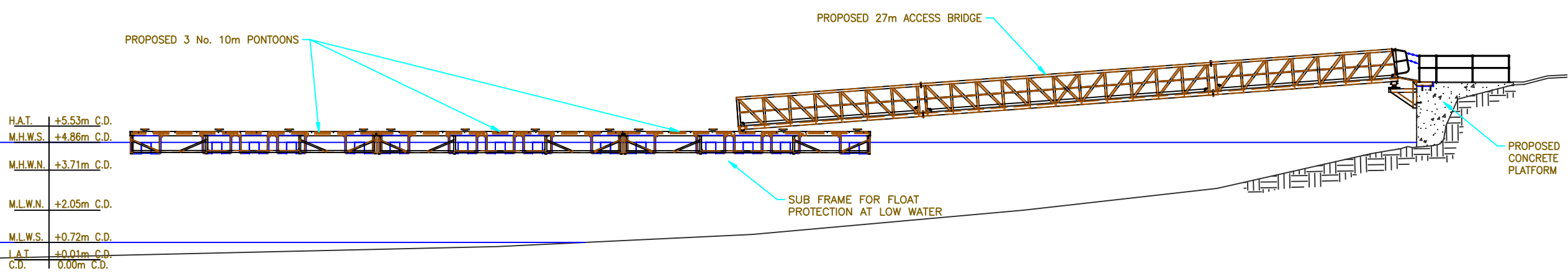
A ▲

PAINT / FINISH SPECIFICATION

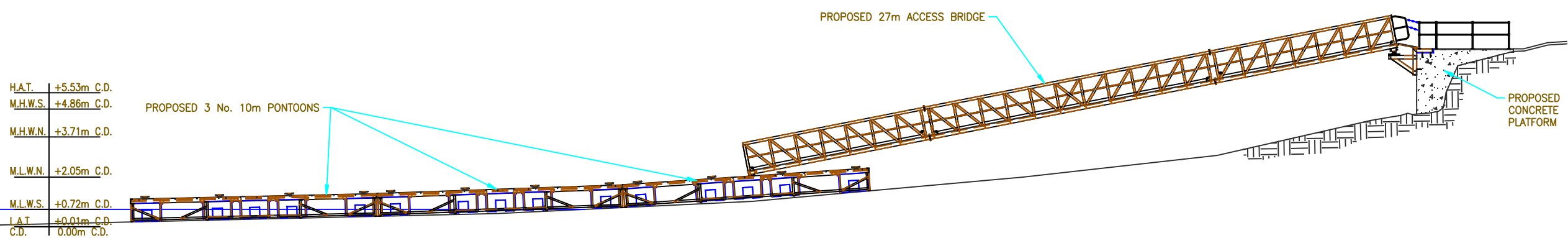
GALVANIZED TO BS EN ISO 1461:2009

GENERAL NOTES (Unless Noted Otherwise)

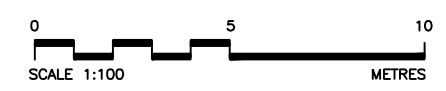
1. ALL DIMENSIONS IN MILLIMETERS
2. ALL MATERIAL GRADE S275 CARBON STEEL
3. ALL WELDING TO BE 6MM FILLET UNO
4. IF IN DOUBT ASK



LONGITUDINAL SECTION A-A (WATER LEVEL @ M.H.W.S.)



LONGITUDINAL SECTION A-A (WATER LEVEL @ M.L.W.S.)



Gael Force ENGINEERING

GRESHOP INDUSTRIAL ESTATE
 FORRES, MORAY, IV36 2GW
 T. 01309 671211
 F. 01309 671241
 www.gaelforcegroup.com

DRAWING TITLE: DUNVEGAN PONTOON & BRIDGE LAYOUT & ELEVATIONS		CLIENT: DUNVEGAN MOORINGS ASSOC.
DRAWN BY: K. WATSON		CONTRACT DESCRIPTION: PONTOONS
CHECKED: D. YOUNG	DATE: 30.07.2015	CONTRACT DWG. No: E-4453-002
SCALE: 1:100 @ A1	DATE: 30.07.2015	STANDARD DWG. REF: -
		REVISION: -

A3